


**TRUTH
CENTERED
TRANSFORMATION**

MODULE 2



KINGDOM OF GOD VISUAL AIDS

Lesson 3: Instructions for the Kingdom

How to Live	Overall Culture/ Tradition (not Christian)	Instructions from the Bible	God's Kingdom
How should leaders behave	The people serve the leaders. The leaders tell people what to do.	Matthew 20:25-28	Leaders serve people
How husbands should act		Colossians 3:19 1 Peter 3:7 Ephesians 5:25, 28, 33	
How wives should act		Genesis 2:18 Ephesians 5:22-24, 33	
How people should treat children		Psalms 127:3 Ephesians 6:4	
How to treat people		Matthew 22:36-40 Luke 10:25-37	
How to treat enemies		Luke 6:27-31	
People's attitude toward work		Colossians 3:22-4:1 Ephesians 6:7-8	
People's attitude toward the environment		Psalms 24:1 Genesis 1:28-30 Genesis 2:15	
The most important thing		Matthew 6:25-34 Matthew 22:36-40	
People's attitude toward death and dying		John 11:25-26 Hebrews 2:14-15 Revelation 1:17-18	
People's attitude toward suffering		Luke 6:22-23 2 Corinthians 1:8-11	

Lesson 5: God Cares How We Work

Each group should begin with one set of verses. If there is time, move on to another set.

GROUP 1

Acts 20:34-35
2 Thessalonians 3:10-12
Proverbs 10:4
Proverbs 19:15

GROUP 2

Proverbs 11:1
Proverbs 16:11
Deuteronomy 16:19
Psalm 15:5

GROUP 3

Colossians 3:23-24
1 Corinthians 10:31
Philippians 2:14

- What do these verses teach us about how we should do our work?

Lesson 7: Mrs. Lee

Story 1 – Mrs. Lee and the flower garden

In Mrs. Lee's area, there was a poor family with two children. Both mother and father were unemployed. Mrs. Lee stopped by to visit. She noticed there was a small piece of land with soil in front of their home. 'Why don't you plant some flowers?' she asked. 'You can make your home more beautiful and also sell them in the market nearby.'

The mother in this family did just that. She began taking the flowers she grew to the market and sold them. She soon found that buyers were asking for other kinds of flowers as well. She only had a small piece of land and couldn't plant any other kinds. She began purchasing flowers from other growers. Then she would sell them, alongside hers, for a profit. She thought to herself, 'I could sell other things as well!' Now she wakes up early every morning to buy bananas and coconuts. She sells them at the market at her flower stand.

Story 2 – Mrs. Lee and the sweet potatoes

Another poor family didn't have any special skills. They worked as daily labourers, but they often weren't able to find work. Mrs. Lee could see that this family was hard-working. They really did want to work!

Mrs. Lee went to visit a different family in the church. These people were sweet potato farmers. She asked them whether sweet potato farming was profitable and if there was a good market. She asked what supplies are needed to start sweet potato farming. She learned that it was a good job. She explained to the church family that God has called us to love our neighbours and look after the poor. She asked them if they would be willing to teach the poor family how to be sweet potato farmers. They agreed.

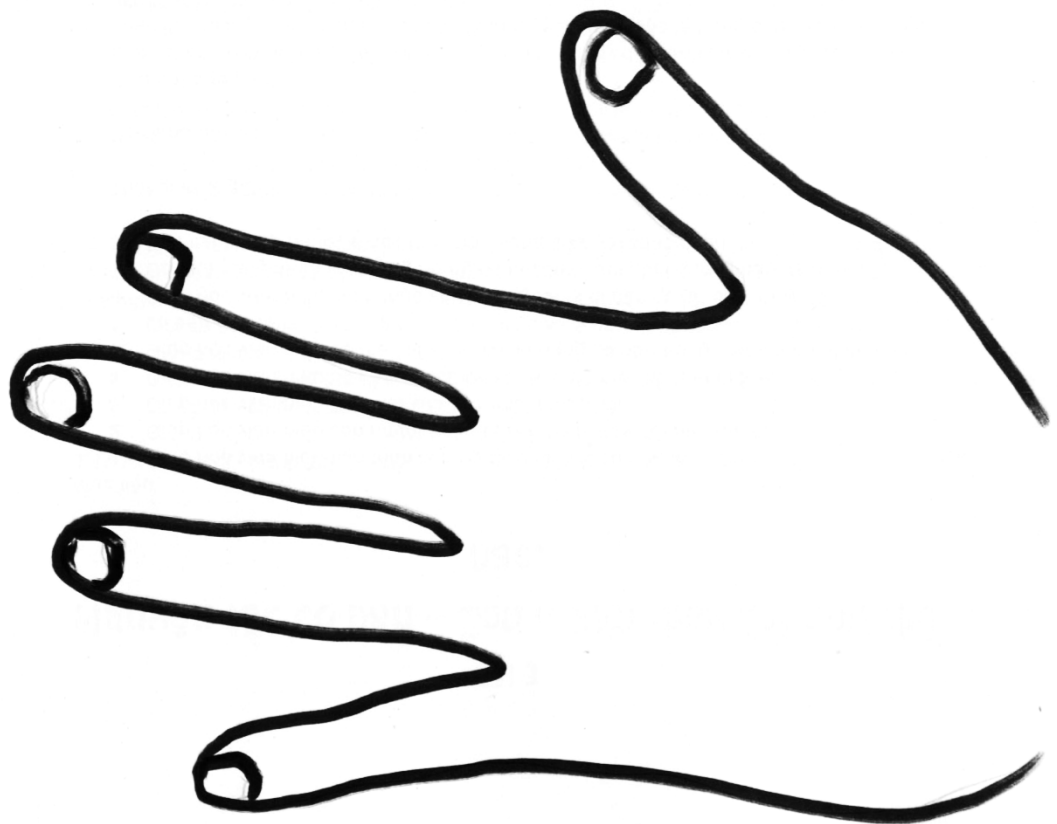
Mrs. Lee introduced the two families. The poor family was excited that they would be able to do something to earn money. They quickly rented a small piece of land and the necessary items to start farming sweet potatoes. At the end of the year, they had a good harvest. They were able to pay the rent on the land, the money for the seed, and still have a good profit for the family.


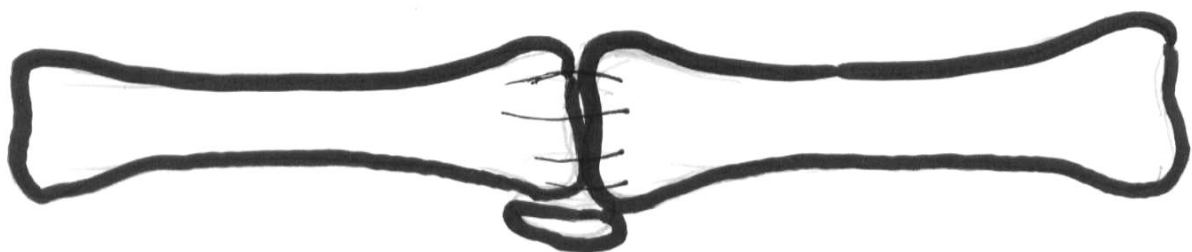
Story 3 – Mrs. Lee and family reconciliation



The third family Mrs. Lee wanted to help had been separated from their parents. The parents believed that their son and his family were useless and wouldn't amount to anything. Mrs. Lee met with the parents to try to reconcile the two sides. She asked the parents to accept the family back and help them a little. She told them that she would meet regularly with their son's family. She would help that family to improve their lives. As a result, the parents decided to trust their son again. They decided to loan him some money so he could start a scrap metal business. He now buys old, used things which are made of iron. He sells them to the local recycling shop. Now he is able to support his family. He has dignity and hope for the future.

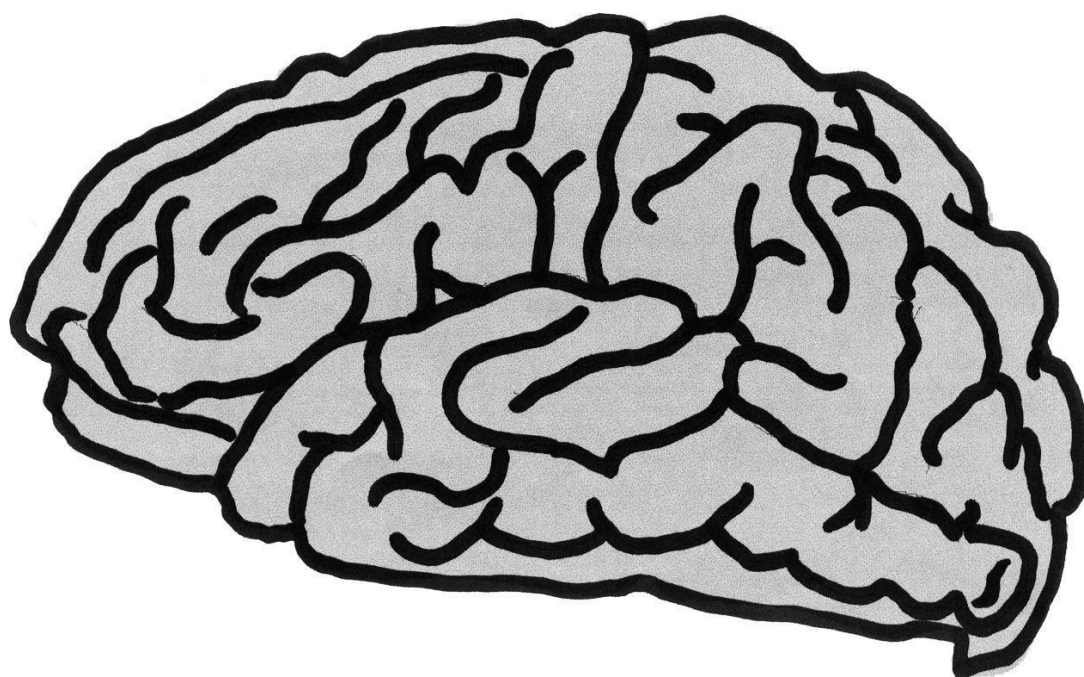

1. Mrs. Lee did not just tell families to find work or hire them to do work. She did much more. What did Mrs. Lee do for each of the families?
2. What was the result of Mrs. Lee's actions?
3. What would have happened if Mrs. Lee had just given money or food to each of these people?
4. If Mrs. Lee had given them money each week for two years and then stopped, do you think that their lives would have improved as much as they did? Why or why not?
5. What is the difference between helping with money and the way that Mrs. Lee helped?
6. Imagine if many of us started acting like Mrs. Lee—visiting families and listening, looking and trying to understand their problems, and then looking for solutions. What would be the impact on your community?


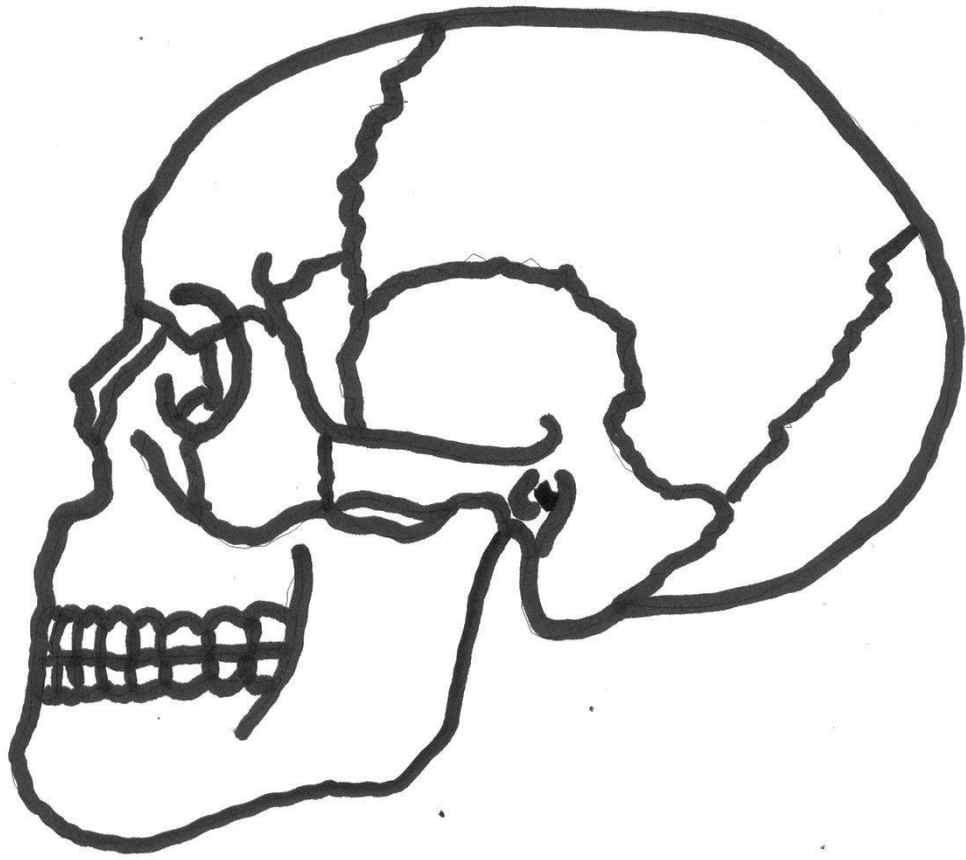
Lesson 9: Body Part Cards





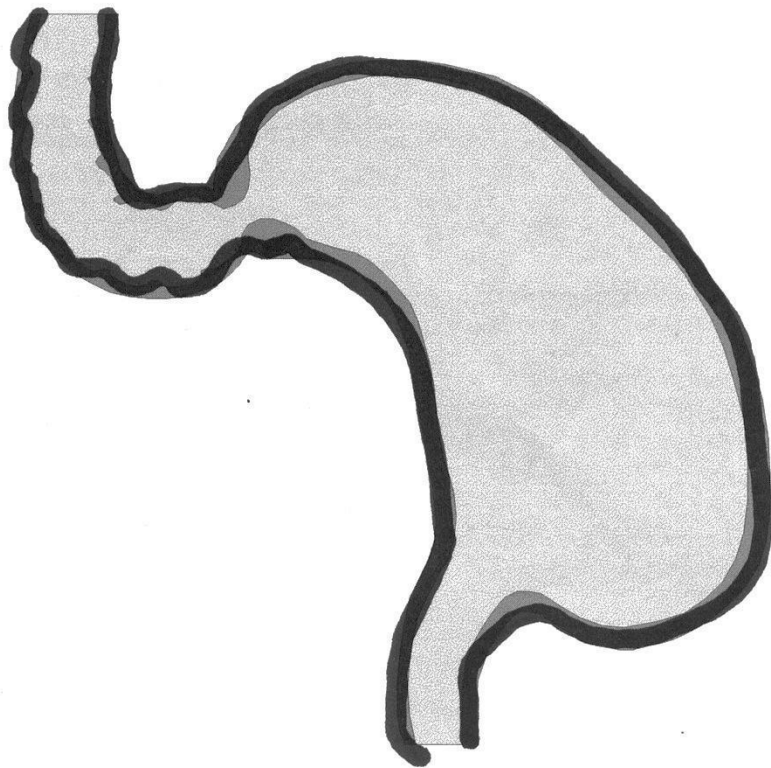
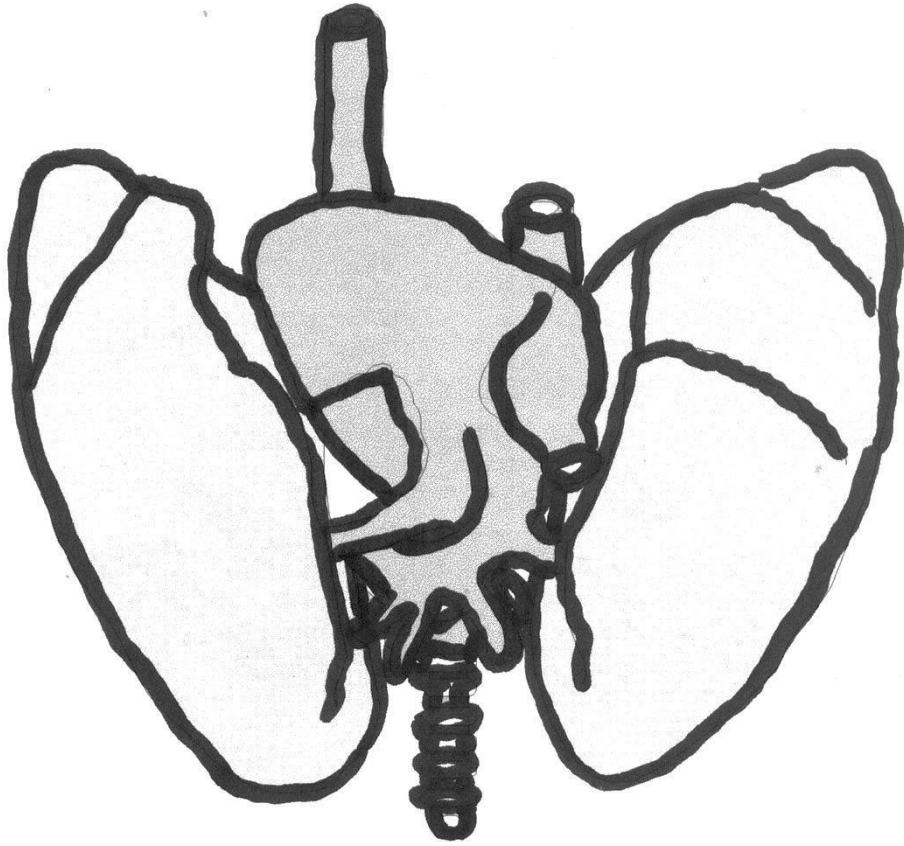












Lesson 10: Planning an Act of Love

Step 1: Pray

Ask God to show you what needs or community change to focus on and what you should do for your next Act of Love. Take a few minutes of silence to listen to God.

Step 2: Select an activity

Did God give any inspiration? If anyone has any ideas of what would make a good Act of Love, ask them to share. Together, agree on what you feel God is leading you to do.

Make sure you have considered these things:

- Does it show love?
- Is it small and simple? Can you do it in just one day?
- Can it be done using resources you have available?
- Does it involve as many people as possible?

Step 3: Make your plan

Discuss the following questions. If possible, have someone record the answers so that you don't forget.

- What are you going to do?
- What resources do you need? Where will you get those things? Who will get them?
- Who are you going to help?
- Who is going to participate in helping? Who will invite everyone?
- What date are you going to do it?

Step 4: Pray again

Pray together for transformation and help. Ask God to help you complete the project and to multiply the results. Pray that His name may be glorified. During the next week or two, while you are preparing for your project, keep praying that God will help you with the project.

Step 5: Do the project

Start the day with prayer to dedicate your efforts to God. You are doing this project to demonstrate God's love to your community. Try to maintain an attitude that matches this goal.


Step 6: Evaluate and report

After doing the Act of Love, we will evaluate what happened and tell the whole congregation about it. Evaluating is important because it helps us to learn. You can think about what you did well and what you can do to improve next time. It doesn't need to be a long process; you can just take a few minutes to discuss these questions:

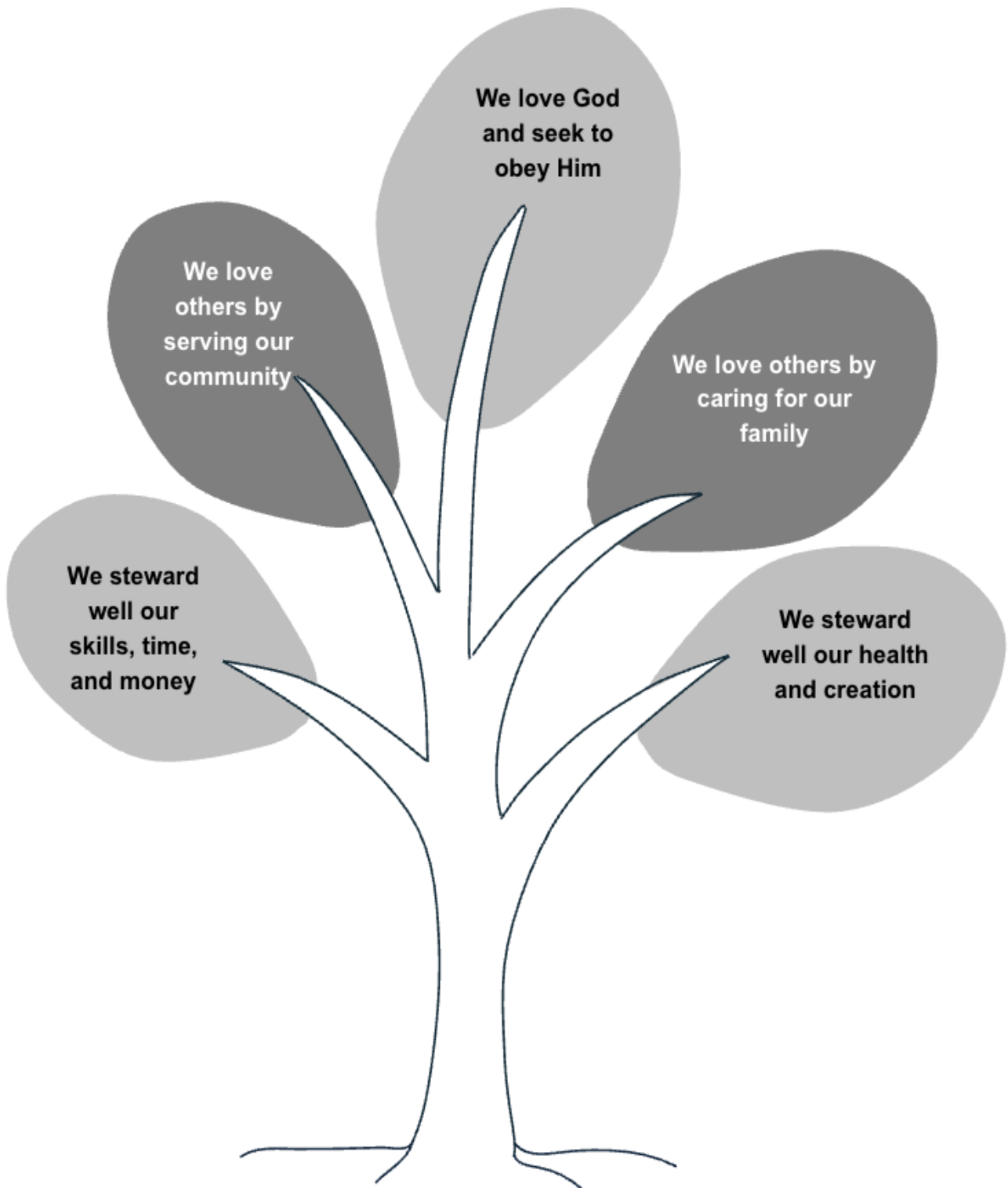
- What went well?
- What didn't go well?
- Did people respond as you expected? If not, why not?
- Was God glorified? Do people see more clearly that He is loving and powerful?
- What improvements could you make to the plan?

Step 7: Go back to Step 1

The Discipleship Tree



The Discipleship Tree



The Three Relationships - Creation

